



CAREER POINT

November 8, 2012

The Manager
Bombay Stock Exchange Limited
Corporate Relationship Department
Phiroze Jeejeebhoy Towers
Dalal Street, Fort,
Mumbai – 400 001
Fax No.: 022-2272 2037/39/41/61

BSE Scrip Code: 533260

The Manager,
National Stock Exchange of India Limited
Exchange Plaza, C/1, Block G
Bandra-Kurla Complex,
Bandra (East)
Mumbai – 400 051

Fax No.: 022-2659 8237/38, 2659 8347/48

NSE Symbol: careerp

Dear Sir / Madam,

Sub: - Outcome of the Board Meeting of the Company held on November 8, 2012

This is to inform you that in the meeting of Board of Directors (the Board) of the Company held on November 8, 2012, the Board of the Company has *inter-alia* approved the Unaudited Standalone and Consolidated Financial results for the quarter ended September 30, 2012.

Thanking you,

Yours truly,

For Career Point Limited

Tarun Kumar Jain

Company Secretary & Compliance Officer

Enclosed:

1. Standalone and Consolidated Unaudited Financial Results for the Quarter ended September 30, 2012
2. Standalone and Consolidated Limited review Report



Career Point Limited
(Formerly known as Career Point Infosystems Ltd.)
Registered Office: 112B, Shakti Nagar, Kola, Rajasthan - 324009
UNAUDITED STANDALONE FINANCIAL RESULTS FOR THE QUARTER ENDED ON 30th SEPTEMBER, 2012

S. No.	Particulars	3 Months ended				8 Months ended				Year ended March 31, 2012 (Audited)
		September 30, 2012				September 30, 2011				September 30, 2011
		September 30, 2012	September 30, 2011	June 30, 2012	September 30, 2012	September 30, 2011	June 30, 2012	September 30, 2012	September 30, 2011	September 30, 2011
1	(a) Income from Operations	1,821.95	2,078.91	1,433.79	3,255.14	3,656.53	7,958.95	7,958.95		
2	Total Income	1,821.95	2,078.91	1,433.79	3,255.14	3,656.53	7,958.95	7,958.95		
3	Expenditure	62.32	53.33	90.35	102.07	155.71	234.73	234.73		
4	a) Cost of Study Material consumed	14.30	36.72	(47.41)	(33.11)	(52.01)	(13.99)	(13.99)		
5	b) Changes in inventories of finished goods	873.70	807.01	748.79	1,623.49	1,541.75	3,353.67	3,353.67		
6	c) Employees costs	45.25	42.61	42.64	87.89	73.76	166.02	166.02		
7	d) Depreciation & Amortisation	301.60	449.43	552.22	873.82	975.85	1,532.84	1,532.84		
8	e) General Administration and Other expenses	1,317.17	1,385.10	1,37.59	2,704.76	2,695.08	5,273.27	5,273.27		
9	Total Expenditure	504.16	889.81	46.20	550.38	561.45	2,085.66	2,085.66		
10	Profit from Operations before Other Income, Interest and Exceptional Items (1-2)	272.98	462.58	200.35	473.04	821.99	1,770.54	1,770.54		
11	Other Income	778.87	1,152.39	16.55	1,023.42	1,783.44	4,456.22	4,456.22		
12	Profit before Interest and Exceptional Items (3+4)	7.43	0.50	0.53	8.36	1.44	4.30	4.30		
13	Interest Expense	768.44	1,151.89	245.52	1,015.06	1,782.00	4,451.92	4,451.92		
14	Profit after Interest Expense but before Exceptional Items (5-6)	769.44	1,151.89	15.52	1,015.06	1,782.00	4,451.92	4,451.92		
15	Exceptional Items	-	-	-	-	-	-	-		
16	Profit from Ordinary Activities before tax (7+8)	769.44	1,151.89	15.52	1,015.06	1,782.00	4,451.92	4,451.92		
17	Provision for taxes	175.50	308.00	35.50	211.00	471.00	1,114.39	1,114.39		
18	a) Provision for deferred tax	16.89	1.54	10.43	28.12	3.72	1.61	1.61		
19	b) Income tax for earlier years	158.61	166.46	25.07	182.88	167.28	1,112.78	1,112.78		
20	c) Income tax for earlier years	158.61	166.46	25.07	182.88	167.28	1,112.78	1,112.78		
21	Total Provision for taxes	194.19	476.50	45.93	240.12	538.08	1,272.33	1,272.33		
22	Profit from Ordinary Activities after tax (9-10)	575.25	680.59	39.69	774.94	1,145.92	3,179.59	3,179.59		
23	Extraordinary Items	-	-	-	-	-	-	-		
24	Net Profit after tax for the period (Year(11-12)	575.25	680.59	39.69	774.94	1,145.92	3,179.59	3,179.59		
25	Paid-up Equity Share Capital (Face value of ₹ 10/- each)	1,813.29	1,813.29	1,813.29	1,813.29	1,813.29	1,813.29	1,813.29		
26	Reserves excluding Revaluation Reserve	-	-	-	-	-	-	-		
27	Earnings Per Share (EPS)	3.17	3.76	1.10	4.27	6.32	17.53	17.53		
28	a) Basic & Diluted EPS before Extraordinary Items ₹	3.17	3.76	1.10	4.27	6.32	17.53	17.53		
29	b) Basic & Diluted EPS after Extraordinary Items ₹	3.17	3.76	1.10	4.27	6.32	17.53	17.53		

PART-II SELECT INFORMATION FOR THE QUARTER ENDED SEPTEMBER 30, 2012

A	PARTICULARS OF SHAREHOLDING	3 Months ended			6 Months ended			Year ended March 31, 2012 (Audited)
		September 30, 2012			September 30, 2011			September 30, 2011
		September 30, 2012	September 30, 2011	June 30, 2012	September 30, 2012	September 30, 2011	September 30, 2011	September 30, 2011
1	Public Shareholding	7,251,182	7,266,306	7,251,482	7,251,182	7,266,306	7,259,641	
	- No. of shares	39.99	40.07	39.99	39.99	40.07	40.04	
	- Percentage of shareholding							
2	Promoters and promoter group Shareholding							
	a) Pledged/Encumbered							
	-Number of shares							
	-Percentage of shares (as a % of the total shareholding of promoter and promoter group)							
	b) Non-encumbered							
	-Number of Shares							
	-Percentage of shares (as a % of the total shareholding of promoter and promoter group)							
	-Number of Shares	10,881,757	10,866,630	10,881,457	10,881,757	10,866,630	10,872,986	
	-Percentage of shares (as a % of the total shareholding of promoter and promoter group)	100	100	100	100	100	100	
	-Percentage of shares (as a % of the total share capital of the company)	60.01	59.53	60.01	60.01	59.53	59.96	

B	INVESTOR COMPLAINTS	3 months ended September 30, 2012
	Pending at the beginning of the quarter	Nil
	Received during the quarter	01
	Disposed of during quarter	01
	Remaining unresolved at the end of the quarter	Nil

Notes:

- i) The above financial results have been Limited Reviewed by the Statutory Auditors, reviewed by the audit committee and approved by the Board of Directors at its meeting held on November 06, 2012.
- ii) The Initial Public Offer (IPO) proceeds have been utilised as per Objects of the issue as stated in the prospectus as under:

Particulars of Fund utilisation for	₹ in Lakhs	
	Amount	Amount
Gross Proceed of the Issue	11,500.00	11,500.00

A) Issue proceeds from IPO is as follows:

Particulars of Fund utilisation for	₹ in Lakhs	
	Total amount utilised up to 30/09/2012	Total amount utilised up to 31/03/2012
Construction and Development an integrated campus facility	3,984.56	2,662.35
Construction of CP Tower 2-Expansion of classroom and infrastructure facility	1,852.87	1,340.01
Issue Expenses	676.99	676.99
General corporate purposes	3,310.00	1,441.01
Total	9,824.42	6,120.36

B) The utilisation of issue proceeds from IPO is as follows (Refer to note below):

Particulars	₹ in Lakhs	
	Amount as on 30/09/2012	Amount as on 31/03/2012
Investment in units of FMP's and Liquid Funds	1,559.53	5,379.64

C) The un-utilised proceeds are invested/held in:

Note:

Pursuant to Special Resolution passed at Extra Ordinary General Meeting held on March 19, 2012 the company obtained the approval from the members for diversion in the utilisation of IPO Proceeds and delegated the powers to the Board of Directors of the Company to utilise any part of the net proceeds for a purpose or purposes other than those described in the Prospectus of the company.

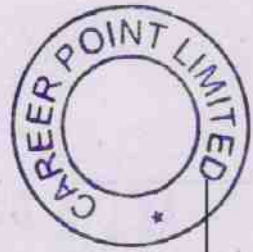
- iii) The Company is only in one business activity therefore segment reporting is not applicable.
- iv) Figures of the previous periods have been regrouped/re-classified to confirm to the figures of the current periods.

v) The Statement of assets and liabilities as per clause 41(v)(b) of the listing agreement;

Particulars	Statement of Assets and Liabilities (Unaudited)		Standalone	
	30.09.2012	30.09.2011	31.03.2012 (Audited)	
A. EQUITY AND LIABILITIES				
Shareholder's funds				
(a) Share Capital	1,813.29	1,813.29	1,813.29	1,813.29
(b) Reserves and Surplus	29,459.55	26,650.37	29,593.61	29,593.61
Sub-total - Shareholder's Funds	31,272.84	28,463.66	30,406.90	30,406.90
Minority Interest				
Non-current Liabilities				
(a) Deferred Tax Liabilities (Net)	58.08	31.06	28.95	28.95
(b) Long-Term Provisions	43.55	36.13	39.55	39.55
Sub-total - Non-current liabilities	101.63	67.19	68.50	68.50
Current Liabilities				
(a) Short-term borrowings	1,056.90			
(b) Trade payables	20.42	49.86	46.73	46.73
(c) Other current liabilities	3,852.32	4,369.95	869.66	869.66
(d) Short-Term Provisions	164.56	143.10	151.72	151.72
Sub-total - Current liabilities	5,134.22	4,862.71	1,068.11	1,068.11
TOTAL - EQUITY AND LIABILITIES	36,507.57	33,093.56	31,533.51	31,533.51
B. ASSETS				
Non-current Assets				
(a) Fixed Assets				
(i) Tangible assets				
(ii) Intangible assets	5,651.56	4,008.64	5,347.14	5,347.14
(iii) Capital work-in-progress	0.19	0.19	0.16	0.16
(b) Non-current investments	4,052.00	1,595.24	2,467.19	2,467.19
(c) Long-term loans and advances	13,606.50	369.00	13,564.00	13,564.00
(d) Other non-current assets	2,071.39	11,124.90	2,184.90	2,184.90
Sub-total - Non-current Assets	25,381.54	17,125.87	23,563.41	23,563.41
Current Assets				
(a) Current investments	9,485.89	12,008.30	6,082.86	6,082.86
(b) Inventories	211.82	227.59	197.80	197.80
(c) Trade receivables	196.35	273.72	90.17	90.17
(d) Cash and cash equivalents	568.46	1,124.46	1,247.03	1,247.03
(e) Short-term loans and advances	633.51	2,333.90	432.22	432.22
Sub-total - Current Assets	11,126.03	15,967.89	9,050.10	9,050.10
TOTAL-ASSETS	36,507.57	33,093.56	31,533.51	31,533.51

BY ORDER OF THE BOARD OF DIRECTORS
FOR CAREER POINT LIMITED

OM PRAKASH MAHESHWARI
Whole Time Director and CFO



Place: Kota (Rajasthan)
Date: - November 8, 2012



Career Point Limited
(Formerly known as Career Point Infosystems Ltd.)
Registered Office: 112B, Shakti Nagar, Kota, Rajasthan - 324009

UNAUDITED CONSOLIDATED FINANCIAL RESULTS FOR THE QUARTER ENDED ON 30th SEPTEMBER, 2012

S. No.	Particulars	3 Months ended			6 Months ended			Year ended March 31, 2012 (Audited)
		September 30, 2012	September 30, 2011	June 30, 2012	September 30, 2012	September 30, 2011	September 30, 2011	
1	(a) Income from Operations	1,567.05	2,078.91	1,576.32	3,563.37	3,565.53	7,598.55	
	Total Income	1,567.05	2,078.91	1,576.32	3,563.37	3,565.53	7,598.55	
2	Expenditure							
	a) Cost of Study Material consumed	62.32	53.33	90.35	162.67	165.71	234.73	
	b) Changes in Inventories of finished goods	14.30	36.72	(47.41)	(33.11)	(42.01)	(13.99)	
	c) Employees costs	875.32	800.75	751.46	1,626.76	1,543.62	3,559.16	
	d) Depreciation & Amortisation	64.80	42.66	56.71	123.51	73.69	166.28	
	e) General Administration and Other expenses	321.72	449.92	552.30	874.02	976.37	1,537.67	
	Total Expenditure	1,338.46	1,383.40	1,465.41	2,743.87	2,687.58	5,283.37	
3	Profit from Operations before Other Income, Interest and Exceptional Items (1-2)	648.59	695.51	170.91	819.50	848.95	2,675.08	
4	Other Income	490.93	372.20	270.30	761.23	606.06	1,580.10	
5	Profit before Interest and Exceptional Items (3+4)	1,139.52	1,067.71	441.21	1,580.73	1,565.01	4,355.18	
6	Interest Expense	7.43	23.95	0.93	8.36	24.96	4.51	
7	Profit after Interest Expense but before Exceptional Items (5-6)	1,132.09	1,043.76	440.28	1,572.37	1,540.05	4,250.37	
8	Exceptional Items	-	-	-	-	-	-	
9	Profit from Ordinary Activities before tax (7+8)	1,132.09	1,043.76	440.28	1,572.37	1,540.05	4,250.37	
10	Provision for taxes							
	a) Provision for tax	302.54	308.00	91.81	394.35	471.00	1,116.11	
	b) Provision for deferred tax	51.16	1.54	37.13	88.26	3.72	1.91	
	c) Income tax for earlier years	0.83	161.36	0.83	161.36	161.36	156.33	
	Total Provision for taxes	354.52	470.90	129.77	643.97	636.08	1,274.05	
11	Profit from Ordinary Activities after tax (9-10)	777.57	572.86	311.51	1,088.91	903.97	2,176.52	
12	Extraordinary Items	-	-	-	-	-	-	
13	Net Profit after tax for the period/Year(11-12)	777.57	572.86	311.51	1,088.91	903.97	2,176.52	
14	Share of profit of associates (net)	0.87	(0.13)	0.44	1.31	0.26	2.09	
15	Adjustment for minority interest and share of profit of associates	(0.35)	0.00	0.03	(0.32)	0.85	0.95	
16	Net Profit after tax, minority interest and share of profit of associates (13+14+15)	778.09	572.73	311.81	1,089.90	905.10	2,179.06	
17	Paid-up Equity Share Capital (Face value of ₹ 10/- each)	1,813.29	1,813.29	1,813.29	1,813.29	1,813.29	1,813.29	
18	Reserves excluding Revaluation Reserve	-	-	-	-	-	-	
19	Earnings Per Share (EPS)							
	a) Basic & Diluted EPS before Extraordinary Items ₹	4.29	3.16	1.72	6.01	4.99	16.43	
	b) Basic & Diluted EPS after Extraordinary Items ₹	4.29	3.16	1.72	6.01	4.99	16.43	

A	PARTICULARS OF SHAREHOLDING	3 Months ended			6 Months ended			Year ended March 31, 2012 (Audited)
		September 30, 2012	September 30, 2011	June 30, 2012	September 30, 2012	September 30, 2011	September 30, 2011	
1	Public Shareholding							
	- No. of shares	7,251,182	7,296,309	7,251,182	7,251,182	7,259,941	7,259,941	
	- Percentage of shareholding	38.99	40.07	38.99	38.99	40.07	40.04	
2	Promoters and promoter group Shareholding							
	a) Pledged/Encumbered							
	-Number of shares	Nil	Nil	Nil	Nil	Nil	Nil	
	-Percentage of shares (as a % of the total shareholding of promoter and promoter group)	Nil	Nil	Nil	Nil	Nil	Nil	
	b) Non-encumbered							
	-Number of shares	Nil	Nil	Nil	Nil	Nil	Nil	
	-Percentage of shares (as a % of the total shareholding of promoter and promoter group)	Nil	Nil	Nil	Nil	Nil	Nil	
	-Percentage of shares (as a % of the total shareholding of promoter and promoter group)	10,881,757	10,886,630	10,881,457	10,881,757	10,886,630	10,872,988	
	-Percentage of shares (as a % of the total share capital of the company)	100	100	100	100	100	100	
	-Percentage of shares (as a % of the total share capital of the company)	60.01	59.93	60.01	60.01	59.93	59.95	

FOR CAREER POINT LIMITED
[Signature]
Director

B INVESTOR COMPLAINTS	3 months ended September 30, 2012
Pending at the beginning of the quarter	Nil
Received during the quarter	01
Disposed of during quarter	01
Remaining unresolved at the end of the quarter	Nil

Notes:

- i) The above financial results have been Limited Reviewed by the Statutory Auditors, reviewed by the audit committee and approved by the Board of Directors at its meeting held on November 06, 2012.
- ii) The Initial Public Offer(IPO) proceeds have been utilised as per Objects of the issue as stated in the prospectus as under.

A) Issue proceeds from IPO is as follows :

Particulars of Fund utilisation for	₹ in Lakhs)	
	Amount	Amount
Gross Proceed of the issue	11,500.00	11,500.00

B) The utilisation of issue proceeds from IPO is as follows (Refer to note below) :

Particulars of Fund utilisation for	₹ in Lakhs)	
	Total amount utilised up to 30/09/2012	Total amount utilised up to 31/03/2012
Construction and Development an integrated campus facility	3,954.55	2,652.35
Construction of CP Tower 2- Expansion of classroom and infrastructure facility	1,852.87	1,340.01
Issue Expenses	676.99	676.99
General corporate purposes	3,316.03	1,441.01
Total	9,840.47	6,120.36

C) The un-utilised proceeds are inv~~est~~ held in :

Particulars	₹ in Lakhs)	
	Amount as on 30/09/2012	Amount as on 31/03/2012
Investment in units of FMP's and Liquid Funds	1,659.53	5,379.64

Note:

Pursuant to Special Resolution passed at Extra Ordinary General Meeting held on March 19, 2012, the company obtained the approval from the members for devolution in the utilisation of IPO Proceeds and delegated the powers to the Board of Directors of the Company to utilise any part of the net proceeds for a purpose or purposes other than those described in the Prospectus of the company.

- iii) The Company is only in one business activity therefore segment reporting is not applicable.
- iv) Figures of the previous periods have been regrouped/re-classified to conform to the figures of the current periods.

For CAREER

[Signature]
Director



Particulars	3 Months ended			6 Months ended			Year ended March 31, 2012
	September 30, 2012	September 30, 2011	June 30, 2012	September 30, 2012	September 30, 2011	September 30, 2011	(Audited)
Income from Operation	1,821.35	2,078.91	1,433.79	3,255.14	3,656.53	3,656.53	7,653.95
Profit before tax	769.44	1,151.96	245.62	1,015.06	1,782.00	1,782.00	4,451.82
Profit after tax	575.25	680.98	189.69	774.84	1,145.92	1,145.92	3,179.59

v) The Standalone and Consolidated financial results for the quarter and half year ended September 30, 2012, as submitted to Stock Exchange are also available on our website www.cplil.in.

vi) The Statement of assets and liabilities as per clause 4 (v)(b) of the listing agreement.

Particulars	Statement of Assets and Liabilities (Unaudited)			
	30.09.2012	30.09.2011	31.03.2012 (Audited)	
A. EQUITY AND LIABILITIES				
Shareholder's funds				
(a) Share Capital	1,813.29	1,813.29	1,813.29	
(b) Reserves and Surplus	28,813.38	25,849.45	27,723.48	
Sub-total - Shareholder's Funds	30,526.67	27,662.74	29,536.77	
Minority Interest	17.27	2.04	1.95	
Non-current Liabilities				
(a) Deferred Tax Liabilities (Net)	117.23	31.06	28.95	
(b) Long-Term Provisions	43.55	36.13	39.55	
Sub-total - Non-current liabilities	160.78	67.19	1.50	
Current Liabilities				
(a) Short-term borrowings	1,056.90	18.00	-	
(b) Trade payables	25.72	52.87	49.88	
(c) Other current liabilities	4,532.15	4,453.00	964.10	
(d) Short-Term Provisions	230.84	143.20	150.81	
Sub-total - Current liabilities	5,845.61	4,667.07	1,194.59	
TOTAL EQUITY AND LIABILITIES	36,650.13	32,199.04	30,801.81	
B. ASSETS				
Non-current Assets				
(a) Fixed Assets				
(i) Tangible assets	12,791.25	7,180.89	7,659.23	
(ii) Intangible assets	0.21	0.21	0.21	
(b) Capital work-in-progress	6,778.14	4,239.72	8,002.15	
(c) Non-current investments	42.78	39.67	41.48	
(d) Long-term loans and advances	5,306.67	4,641.03	6,874.20	
(e) Other non-current assets	0.07	3.57	-	
Sub-total - Non-current Assets	24,918.14	16,105.09	22,607.27	
Current Assets				
(a) Current investments	9,523.80	12,008.30	6,062.88	
(b) Inventories	211.83	227.59	197.80	
(c) Trade receivables	474.07	259.64	50.17	
(d) Cash and cash equivalents	629.68	1,090.41	1,318.03	
(e) Short-term loans and advances	891.81	2,478.01	505.65	
Sub-total - Current Assets	11,730.98	16,093.95	8,194.54	
TOTAL-ASSETS	36,650.13	32,199.04	30,801.81	

BY ORDER OF THE BOARD OF DIRECTORS
FOR CAREER POINT LIMITED

OVI PRAKASH MAHESHWARI
Whole Time Director and CFO

Place: Kota (Rajasthan)
Date : November 8, 2012



SHARP & TANNAN

Chartered Accountants

The Board of Directors,
Career Point Limited, Kota

LIMITED REVIEW REPORT OF
CAREER POINT LIMITED
(Formerly Career Point Infosystems Limited)

We have carried out a Limited Review of the accompanying statement of unaudited financial results of Career Point Limited "the Company" for the Three months period ended 30th September, 2012, these financial statements are the responsibility of the Company's Management and have been approved by the Board of Directors/ Committee of Board of Directors. Our responsibility is to issue a report on these financial statements based on our limited review.


We conducted our limited review in accordance with the Standard on Review Engagement (SRE) 2410, *Review of Interim Financial Information Performed by the Independent Auditor of the Entity* issued by the Institute of Chartered Accountants of India. This standard requires that we plan and perform the review to obtain moderate assurance as to whether the financial statements are free of material misstatement. A review is limited primarily to inquiries of company personnel and analytical procedures applied to financial data and thus provide less assurance than an audit. We have not performed an audit and accordingly, we do not express an audit opinion.

Based on our limited review conducted as above, we report that the financial results referred to in this report give the information in accordance with the books of accounts, records and other statements produced before us and nothing has come to our notice that cause us to believe that the accompanying statement of unaudited financial results prepared in accordance with accounting standards and other recognized accounting practices and policies has not disclosed the information required to be disclosed in terms of clause 41 of the listing Agreement including the manner in which it is to be disclosed, or that it contains any material misstatement.

Place : New Delhi
Date : November 8, 2012



SHARP & TANNAN
Chartered Accountants
ICAI Registration No. 000452N
By the hand of


PAVAN K. AGGARWAL
Partner
Membership No. 091466

Delhi Stock Exchange Building, 3/1, Asaf Ali Road, New Delhi-110002, India
Tel. : (011) 23279809, 23263324 Fax : (011) 23264419 E-mail : contact@stdelhi.com

Farook M. Kobla Shreedhar T. Kunte L. Vaidyanathan Milind P. Phadke
Rajkumar Khullar Pavan K. Aggarwal Ashwin B. Chopra
Associate Offices : Bangalore, Chennai, Goa, Mumbai, Pune & Secunderabad



SHARP & TANNAN

Chartered Accountants

The Board of Directors,
Career Point Limited, Kota

LIMITED REVIEW REPORT OF
CAREER POINT LIMITED
(Formerly Career Point Infosystems Limited)

We have carried out a Limited Review of the accompanying statement of unaudited consolidated financial results of Career Point Limited and its subsidiaries and associate (the Career Point Group) for the Three months period ended 30th September, 2012, these consolidated financial statements are the responsibility of the Company's Management and have been approved by the Board of Directors/ Committee of Board of Directors. Our responsibility is to issue a report on these financial statements based on our limited review.

We conducted our limited review in accordance with the Standard on Review Engagement (SRE) 2410, *Review of Interim Financial Information Performed by the Independent Auditor of the Entity* issued by the Institute of Chartered Accountants of India. This standard requires that we plan and perform the review to obtain moderate assurance as to whether the consolidated financial statements are free of material misstatement. A review is limited primarily to inquiries of company personnel and analytical procedures applied to financial data and thus provides less assurance than an audit. We have not performed an audit and accordingly, we do not express an audit opinion.


In respect of subsidiaries and associate we did not carry out the Limited Review. These financial statements have been Limited Reviewed by the other Auditors whose reports have been furnished to us, and The Limited Review, in so far as it relates to the amounts included in respect of the subsidiaries and associates is based solely on the reports of the other auditors.

	(₹ in lacs)	
Audited by other Auditors	Total Assets	Total Revenues
Indian Subsidiaries	16,561.66	388.17
	Net carrying cost of Investments	Current Quarter share of Profit / (Loss)
Associates	42.79	0.87

Based on our limited review conducted as above, and on consideration of separate Limited Review Reports on individual Limited Review of financial statements of Career Point Group, we report that the consolidated financial results referred to in this report give the information in accordance with the books of accounts, records and other statements produced before us and nothing has come to our notice that cause us to believe that the accompanying statement of unaudited consolidated financial results prepared in accordance with accounting standards and other recognized accounting practices and policies has not disclosed the information required to be disclosed in terms of clause 41 of the listing Agreement including the manner in which it is to be disclosed, or that it contains any material misstatement.

Place : New Delhi
Date : November 8, 2012



SHARP & TANNAN
SHARP & TANNAN
Chartered Accountants
ICAI Registration No. 000452N
By the hand of

PAVAN K. AGGARWAL
Partner
Membership No. 091466

Delhi Stock Exchange Building, 3/1, Asaf Ali Road, New Delhi-110002, India
Tel. : (011) 23279809, 23263324 Fax : (011) 23264419 E-mail : contact@stdelhi.com

Farook M. Kobla Shreedhar T. Kunte L. Vaidyanathan Milind P. Phadke
Rajkumar Khullar Pavan K. Aggarwal Ashwin B. Chopra
Associate Offices : Bangalore, Chennai, Goa, Mumbai, Pune & Secunderabad