



CAREER POINT

November 04, 2015

To,
The Manager
Bombay Stock Exchange Limited
Corporate Relationship Department
Phirozee Jeejeebhay Tower
Dalal Street, Fort,
Mumbai-400 001
BSE Scrip Code:533260

To,
The Manager
National Stock Exchange of India Limited
Exchange Plaza, C/1, Block G
Bandra Kurla Complex
Bandra (East)
Mumbai-400 051
NSE Symbol: careerp

Dear Sir/Madam,

Sub: Outcome of Board Meeting held on November 04, 2015- -Financial Results for the Quarter and half year ended September 30, 2015

This is to inform you that in the meeting of the Board of Directors of the Company held on Wednesday, November 04, 2015 at its Registered Office, the Board *inter alia* has transacted the following businesses:


1. Considered and approved Standalone and Consolidated Unaudited Financial Results (Statement) for the quarter and half year ended September 30, 2015.
2. Considered and took note of Limited Review Report for the period ended September 30, 2015;
3. Considered and approved advertisement for publication of Standalone and Consolidated Unaudited Financial Results (Statement) for the quarter and half year ended September 30, 2015.
4. The Board considered and took note of SEBI (Listing Obligations and Disclosure Requirements) Regulation 2015.
5. The Board has granted authority to Mr. Tarun Kumar Jain, Company Secretary of the Company to sign, execute and enter into fresh Listing Agreement with Stock Exchanges on behalf of the Company
6. The Board considered and approved a Policy for Disclosure of Event (s) or Information (s) and Determination of Materiality as per SEBI(Listing Obligations and Disclosure Requirements) Regulation 2015
7. The Board considered and approved the Policy for Maintenance and Preservation of documents as per SEBI(Listing Obligations and Disclosure Requirements) Regulation 2015

Career Point Limited

Registered & Corporate Office: CP Tower 1, Road No. 1, IPIA, Kota, Rajasthan 324005

Corporate Identification Number: L72200RJ2000PLC016272,

Phone: 0744-3040000, 0744-3040050, www.cpil.in, investors@cpil.in





8. The Board formed a Committee for the purpose of determining materiality of an event or information with the following Key Managerial Personnel:
 - a. Mr. Pramod Maheshwari, Managing Director
 - b. Mr. Om Prakash Maheshwari, Chief Financial Officer
 - c. Mr. Tarun Kumar Jain, Company Secretary

Any one member is authorized to intimate to the Stock Exchange regarding material event or information.

9. The Board has considered Reconciliation of Share Capital Audit Report for the quarter ended September 30, 2015.
10. Considered and took note of Certificate under Clause 47 of the Listing Agreement for the quarter ended September 30, 2015.
11. The Board took note of Investor Grievance Report for the quarter ended September 30, 2015.
12. The Board considered and noted Compliance Certificate under various laws for the period ended September 30, 2015

Yours truly,
For **Career Point Limited**


Tarun Kumar Jain
GM (Corporate & Legal Affairs)
& Company Secretary



Career Point Limited

Registered & Corporate Office: CP Tower I, Road No. 1, IPIA, Kota, Rajasthan 324005

Corporate Identification Number: L72200RJ2000PLC016272,

Phone: 0744-3040000, 0744-3040050, www.cpil.in, investors@cpil.in

Career Point Limited

(Formerly known as Career Point Infosystems Ltd.)

Registered Office: CP Tower-1, Road No. 1, IPIA, Rajasthan - 324005

CIN-L72200RJ2000PLC016272

AUDITED CONSOLIDATED FINANCIAL RESULTS FOR THE QUARTER AND HALF YEAR ENDED ON 30th SEPTEMBER, 2015

PART - I		(₹ in Lakhs) (except EPS)					
S. No.	Particulars	Quarter ended			Half year ended		Year ended March 31, 2015
		September 30, 2015	June 30, 2015	September 30, 2014	September 30, 2015	September 30, 2014	
		(Unaudited)	(Unaudited)	(Unaudited)	(Unaudited)	(Unaudited)	(Audited)
1	(a) Income from Operations	1,877.40	1,751.87	1,669.64	3,629.27	3,271.58	7,787.63
	Total Income	1,877.40	1,751.87	1,669.64	3,629.27	3,271.58	7,787.63
2	Expenditure						
	a) Cost of Material	34.47	107.45	211.32	141.92	258.80	1,868.51
	b) Changes in inventories of finished goods	46.78	(41.33)	(83.33)	5.44	(75.38)	(436.94)
	c) Employees costs	893.06	884.53	927.87	1,777.58	1,841.42	3,587.70
	d) Depreciation & Amortisation	132.71	132.73	180.74	265.44	364.07	537.19
	e) General Administration and Other expenses	454.89	463.89	437.55	918.79	1,000.84	1,786.05
	Total Expenditure	1,561.90	1,547.27	1,674.15	3,109.17	3,389.75	7,342.51
3	Profit from Operations before Other Income, Interest and Exceptional Items (1-2)	315.50	204.60	(4.51)	520.10	(118.17)	445.12
4	Other Income	245.20	246.66	202.86	491.86	540.58	1,116.21
5	Profit before Interest and Exceptional Items (3+4)	560.70	451.26	198.35	1,011.95	422.41	1,561.33
6	Interest Expense	109.76	110.20	119.97	219.96	239.07	496.54
7	Profit after Interest Expense but before Extraordinary items (5-6)	450.94	341.06	78.38	791.99	183.34	1,064.79
8	Exceptional items	-	-	(535.83)	-	(535.83)	(622.40)
9	Profit from Ordinary Activities before tax (7+8)	450.94	341.06	(457.45)	791.99	(352.49)	442.39
10	Provision for taxes						
	a) Provision for tax	114.87	88.67	44.43	203.54	69.13	261.59
	b) MAT Credit Entitlement	(0.00)	(2.09)	(36.15)	(2.09)	(44.66)	(151.10)
	c) Provision for deferred tax	23.03	21.96	(250.72)	44.99	(394.94)	(182.90)
	d) Income tax for earlier years	15.55	2.20	0.04	17.75	0.04	(10.09)
	Total Provision for taxes	153.46	110.74	(242.41)	264.19	(370.44)	(82.50)
11	Profit from Ordinary Activities after tax (9-10)	297.48	230.32	(215.04)	527.80	17.95	524.89
12	Extraordinary Items	0	-	-	-	-	-
13	Net Profit after tax for the period/Year(11-12)	297.48	230.32	(215.04)	527.80	17.95	524.89
14	Share of profit of associates (net)	0.24	0.42	(0.22)	0.66	(0.31)	0.79
15	Capital Profit	-	-	-	-	-	-
16	Adjustment for minority Interest	7.38	7.91	9.64	15.29	23.10	56.43
17	Net Profit after tax, minority Interest and share of profit of associates (13+14+15)	305.10	238.65	(205.62)	543.75	40.74	582.11
18	Paid-up Equity Share Capital (Face value of ₹ 10/- each)	1,813.29	1,813.29	1,813.29	1,813.29	1,813.29	1,813.29
19	Reserves excluding Revaluation Reserve	-	-	-	-	-	32,070.38
20	Earnings Per Share (EPS) *						
	a) Basic & Diluted EPS before Extraordinary items ₹	1.68	1.32	1.77	3.00	3.05	6.33
	b) Basic & Diluted EPS after Extraordinary items ₹	1.68	1.32	(1.13)	3.00	0.22	3.21

* Actual for the Quarter and Half year not annualised

CAREER POINT LIMITED

PART -II

A	PARTICULARS OF SHAREHOLDING	Quarter ended			Half year ended		Year ended March 31,
		September 30, 2015	June 30, 2015	September 30, 2014	September 30, 2015	September 30, 2014	2015
		(Unaudited)	(Unaudited)	(Unaudited)	(Unaudited)	(Unaudited)	(Audited)
1	Public Shareholding						
	- No. of shares	71,45,575	71,60,582	71,61,794	71,45,575	71,61,794	71,60,582
	- Percentage of shareholding	39.41	39.49	39.50	39.41	39.59	39.49
2	Promoters and promoter group Shareholding						
	a) Pledged/Encumbered						
	-Number of shares	Nil	Nil	Nil	Nil	Nil	Nil
	-Percentage of shares (as a % of the total shareholding of promoter and promoter group)	Nil	Nil	Nil	Nil	Nil	Nil
	-Percentage of shares (as a% of the total share capital of the company)	Nil	Nil	Nil	Nil	Nil	Nil
	b) Non-encumbered						
	-Number of Shares	1,09,87,364	1,09,72,357	1,09,71,145	1,09,87,364	1,09,71,145	1,09,72,357
	-Percentage of shares (as a% of the total shareholding of promoter and promoter group)	100	100	100	100	100	100
	-Percentage of shares (as a % of the total share capital of the company)	60.59	60.51	60.50	60.59	60.41	60.51

(In Numbers)

B

INVESTOR COMPLAINTS	3 month ended September 30, 2015
Pending at the beginning of the quarter	Nil
Received during the quarter	Nil
Disposed of during quarter	Nil
Remaining unresolved at the end of the quarter	Nil

Notes:

i) The above financial results have been reviewed by the Audit Committee and approved by the Board of Directors at their meeting held on November 04, 2015. Limited Review of the financial results has been carried out by the Statutory Auditor of the Company.

ii) The information of the Company on standalone basis is as follows:

Particulars	Quarter ended			Half year ended		Year ended March 31,
	September 30, 2015	June 30, 2015	September 30, 2014	September 30, 2015	September 30, 2014	2015
	(Unaudited)	(Unaudited)	(Unaudited)	(Unaudited)	(Unaudited)	(Audited)
Income from operation	1,718.93	1,623.23	1,589.56	3,342.16	3,106.06	6,283.36
Net profit before tax	440.64	337.55	356.05	778.18	434.25	1,355.42
Net profit after tax	298.89	235.24	294.14	534.13	358.74	970.38
EPS	1.65	1.30	1.62	2.95	1.98	5.35

iii) Figures of the previous periods have been regrouped/re-classified to confirm to the figures of the current periods.

iv) The Standalone and Consolidated financial results for the quarter ended September 30, 2015, as submitted to Stock Exchange are also available on our website www.cpil.in.

CAREER POINT LIMITED

MANAGING DIRECTOR

v) Segment Wise Revenue, Results and Capital Employed for the Quarter ended September 30, 2015

S. No.	Particulars	Quarter ended			Half year ended		Year ended March 31, 2015 (Audited)
		September 30, 2015	June 30, 2015	September 30, 2014	September 30, 2015	September 30, 2014	
		(Unaudited)	(Unaudited)	(Unaudited)	(Unaudited)	(Unaudited)	
1	Segment Revenue (Net Sales Income from Segment)						
a	Informal Education Division	1,712.22	1,671.12	1,552.17	3,383.33	3,046.59	7,410.82
b	Formal Education Division	165.19	80.75	117.47	245.94	224.99	376.80
	Net Sales/Income from Operation	1,877.40	1,751.87	1,669.64	3,629.27	3,271.58	7,787.63
2	Segment Results Profit/(Loss) before interest and Tax						
a	Informal Education Division	297.60	291.85	102.14	589.45	94.55	733.36
b	Formal Education Division	157.66	72.61	51.47	230.26	94.52	296.59
	TOTAL	455.25	364.46	153.62	819.71	189.07	1,029.95
	Less: Finance Cost	109.76	110.20	119.97	219.96	239.07	496.54
	Add: Other Un-allocable income Net of Un-allocable Expenditure	105.44	86.80	44.73	192.24	233.34	531.38
	Profit before Tax	450.94	341.06	78.38	791.99	183.34	1,064.79
3	Capital Employed						
a	Informal Education Division	18,429.64	18,150.21	17,393.50	18,429.64	17,393.50	17,935.00
b	Formal Education Division	15,992.39	15,971.40	15,932.73	15,992.39	15,932.73	15,948.67
	Total Capital Employed	34,422.03	34,121.61	33,326.23	34,422.03	33,326.23	33,883.68

vi) The Company has granted 5,000 employee stock options under the scheme. Each option so granted shall carry a right to subscribe one equity share of the company upon vesting and payment of exercise price of Rs 100 per option. The said Stock Option vested on 2nd July, 2015 and entitled to exercise the options up to a period of 4 years from the date of vesting.

xii) Consolidated Statement of Assets and Liabilities

(₹ in Lakhs)

Particulars	As at 30.09.2015	As at 31.03.2015
EQUITY AND LIABILITIES		
Shareholder's funds		
(a) Share Capital	1,813.29	1,813.29
(b) Reserves and Surplus	32,614.55	32,070.38
Sub-total - Shareholder's Funds	34,427.85	33,883.68
Minority Interest	(67.16)	(51.87)
Non-current Liabilities		
(a) Deferred Tax Liabilities (Net)	179.31	134.31
(b) Long Term Borrowing	-	-
(c) Long-Term Provisions	68.68	59.48
Sub-total - Non-current liabilities	247.99	193.80
Current Liabilities		
(a) Short-term borrowings	4,340.16	4,311.96
(b) Trade payables	7.03	8.78
(c) Other current liabilities	3,226.43	1,469.73
(d) Short-Term Provisions	115.43	101.13
Sub-total - Current liabilities	7,689.04	5,891.60
Total Equity and Liabilities	42,297.71	39,917.20

CAREER POINT LIMITED
MANAGING DIRECTOR

ASSETS			
Non-current Assets			
(a) Fixed Assets			
(i) Tangible assets		16,523.32	16,234.21
(ii) Intangible assets		17.81	47.09
(iii) Capital work-in-progress		157.52	194.51
(b) Non-current investments		459.13	3,623.77
(c) Long-term loans and advances		6,229.79	6,468.21
(d) Other non-current assets		0.75	0.75
Sub-total - Non-current Assets		23,388.32	26,568.53
Current Assets			
(a) Current investments		5,224.52	1,458.19
(b) Inventories		229.35	234.03
(c) Trade receivables		7,963.70	8,123.67
(d) Cash and cash equivalents		262.88	245.95
(e) Short-term loans and advances		5,228.01	3,281.58
(f) Other current assets		0.95	5.26
Sub-total - Current Assets		18,909.40	13,348.67
Total Assets		42,297.71	39,917.20

BY ORDER OF THE BOARD OF DIRECTORS
FOR CAREER POINT LIMITED

CAREER POINT LIMITED

PRAMOD MAHESHWARI

Chairman, Managing Director and CEO (DIN-00185711)

Place: Kota (Rajasthan)
Date : November 04, 2015



Career Point Limited

(Formerly known as Career Point Infosystems Ltd.)

Registered Office: CP Tower-1, Road No. 1., IPIA, Kota, Rajasthan - 324005

CIN-L72200RJ2000PLC016272

AUDITED STANDALONE FINANCIAL RESULTS FOR THE QUARTER AND HALF YEAR ENDED ON 30th SEPTEMBER, 2015

PART - I		(₹ in Lakhs) (except EPS)					
S. No.	Particulars	Quarter ended			Half year ended		Year ended March 31, 2015
		September 30, 2015	June 30, 2015	September 30, 2014	September 30, 2015	September 30, 2014	
		(Unaudited)	(Unaudited)	(Unaudited)	(Unaudited)	(Unaudited)	(Audited)
1	(a) Income from Operations	1,718.93	1,623.23	1,589.56	3,342.16	3,106.06	6,283.36
	Total Income	1,718.93	1,623.23	1,589.56	3,342.16	3,106.06	6,283.36
2	Expenditure						
	a) Cost of Material	23.18	69.16	48.57	92.35	79.60	173.77
	b) Changes in inventories of Study Material	33.75	(31.59)	55.36	2.16	42.11	28.11
	c) Employees costs	850.57	838.01	869.35	1,688.57	1,736.59	3,348.81
	d) Depreciation & Amortisation	117.26	117.45	116.64	234.72	237.07	468.88
	e) General Administration and Other expenses	434.38	446.67	409.61	881.05	941.84	1,628.96
	Total Expenditure	1,459.14	1,439.71	1,499.52	2,898.85	3,037.22	5,648.51
3	Profit from Operations before Other Income, Interest and Exceptional Items (1-2)	259.79	183.52	90.03	443.30	68.85	634.85
4	Other Income	206.13	179.56	293.63	385.68	421.06	827.24
5	Profit before Interest and Exceptional Items (3+4)	465.91	363.08	383.66	828.99	489.91	1,462.10
6	Interest Expense	25.28	25.53	27.62	50.81	55.66	106.68
7	Profit after Interest Expense but before Exceptional items (5-6)	440.64	337.55	356.05	778.18	434.25	1,355.42
8	Exceptional items	-	-	-	-	-	-
9	Profit from Ordinary Activities before tax (7+8)	440.64	337.55	356.05	778.18	434.25	1,355.42
10	Provision for taxes						
	a) Provision for tax	95.00	72.00	39.65	167.00	59.40	252.96
	b) MAT Credit Entitlement	(0.00)	(2.09)	(36.15)	(2.09)	(52.40)	(151.10)
	c) Provision for deferred tax	31.21	30.19	58.40	61.41	68.51	291.19
	d) Income tax for earlier years	15.53	2.20	-	17.73	-	(8.03)
	Total Provision for taxes	141.75	102.31	61.91	244.05	75.52	385.02
11	Profit from Ordinary Activities after tax (9-10)	298.89	235.24	294.14	534.13	358.74	970.38
12	Extraordinary Items	-	-	-	-	-	-
13	Net Profit after tax for the period/Year(11-12)	298.89	235.24	294.14	534.13	358.74	970.38
14	Paid-up Equity Share Capital (Face value of ₹ 10/- each)	1,813.29	1,813.29	1,813.29	1,813.29	1,813.29	1,813.29
15	Reserves excluding Revaluation Reserve	-	-	-	-	-	31,406.14
16	Earnings Per Share (EPS) *						
	a) Basic & Diluted EPS before Extraordinary items ₹	1.65	1.30	1.62	2.95	1.98	5.35
	b) Basic & Diluted EPS after Extraordinary items ₹	1.65	1.30	1.62	2.95	1.98	5.35

* Actual for the Quarter not annualised

CAREER POINT LIMITED

MANAGING DIRECTOR

PART -II

A	PARTICULARS OF SHAREHOLDING	Quarter ended			Half year ended		Year ended March
		September 30, 2015	June 30, 2015	March 31, 2015	September 30, 2015	June 30, 2014	31, 2015
		(Unaudited)	(Unaudited)	(Unaudited)	(Unaudited)	(Unaudited)	(Audited)
1	Public Shareholding						
	- No. of shares	71,45,575	71,60,582	71,61,794	71,45,575	71,61,794	71,60,582
	- Percentage of shareholding	39.41	39.49	39.50	39.41	39.50	39.49
2	Promoters and promoter group Shareholding						
	a) Pledged/Encumbered						
	-Number of shares	Nil	Nil	Nil	Nil	Nil	Nil
	-Percentage of shares (as a % of the total shareholding of promoter and promoter	Nil	Nil	Nil	Nil	Nil	Nil
	-Percentage of shares (as a % of the total share capital of the company)	Nil	Nil	Nil	Nil	Nil	Nil
	b) Non-encumbered						
	-Number of Shares	1,09,87,364	1,09,72,357	1,09,71,145	1,09,87,364	1,09,71,145	1,09,72,357
	-Percentage of shares (as a % of the total shareholding of promoter and promoter	100	100	100	100	100	100
	-Percentage of shares (as a % of the total share capital of the company)	60.59	60.51	60.50	60.59	60.50	60.51

(In Numbers)

B	INVESTOR COMPLAINTS	3 month ended September 30, 2015
	Pending at the beginning of the quarter	Nil
	Received during the quarter	Nil
	Disposed of during quarter	Nil
	Remaining unresolved at the end of the quarter	Nil

Notes:

- The above financial results have been reviewed by the Audit Committee and approved by the Board of Directors at their meeting held on November 04, 2015. Limited Review of the financial results has been carried out by the Statutory Auditor of the Company.
- The Company is only in one business activity i.e. informal education therefore segment reporting is not applicable.
- The Company has granted 5,000 employee stock options under the scheme. Each option so granted shall carry a right to subscribe one equity share of the company upon vesting and payment of exercise price of Rs 100 per option. The said Stock Option vested on 2nd July, 2015 and entitled to exercise the options up to a period of 4 years from the date of vesting.
- Figures of the previous periods have been regrouped/re-classified to confirm to the figures of the current periods.

CAREER POINT LIMITED
MANAGING DIRECTOR

v) Audited Standalone Results as on 30.09.2015 are as under-

Statement of Assets and Liabilities (Audited)

Particulars	As at 30.09.2015	As at 31.03.2015
A. EQUITY AND LIABILITIES		
Shareholder's funds		
(a) Share Capital	1,813.29	1,813.29
(b) Reserves and Surplus	31,940.70	31,406.14
Sub total - Shareholder's Funds	33,753.98	33,219.43
Minority Interest		
Non-current Liabilities		
(a) Deferred Tax Liabilities (Net)	432.45	371.04
(b) Long-Term Provisions	68.68	59.48
Sub-total - Non-current liabilities	501.13	430.52
Current Liabilities		
(a) Short-term borrowings	1,013.93	988.24
(b) Trade payables	0.82	3.96
(c) Other current liabilities	3,100.57	1,365.60
(d) Short-Term Provisions	73.79	90.15
Sub-total - Current liabilities	4,189.11	2,447.95
TOTAL EQUITY AND LIABILITIES	38,444.23	36,097.91
B. ASSETS		
Non-current Assets		
(a) Fixed Assets		
(i) Tangible assets	12,876.72	12,712.22
(ii) Intangible assets	4.26	4.59
(iii) Capital work-in-progress	-	81.89
(b) Non-current investments	14,545.75	17,711.04
(c) Long-term loans and advances	247.68	239.30
(d) Other non-current assets	-	-
Sub-total - Non-current Assets	27,674.40	30,749.04
Current Assets		
(a) Current investments	4,066.33	300.00
(b) Inventories	189.82	191.22
(c) Trade receivables	245.42	408.21
(d) Cash and cash equivalents	187.72	205.15
(e) Short-term loans and advances	6,080.06	4,239.49
(f) Other current assets	0.49	4.80
Sub-total - Current Assets	10,769.83	5,348.86
TOTAL-ASSETS	38,444.23	36,097.91

BY ORDER OF THE BOARD OF DIRECTORS
FOR CAREER POINT LIMITED

CAREER POINT LIMITED

PRAMOD MAHESHWARI

Chairman, Managing Director and CEO (DIN - 00185711)

Place: Kota (Rajasthan)
Date : November 04, 2015



SHARP & TANNAN

Chartered Accountants

Report on Review of Interim Financial Information Career Point Limited (Formerly known as Career Point Infosystems Limited)

Report on the Consolidated Financial Statements

We have carried out a Limited Review of the accompanying statement of unaudited consolidated financial statements of Career Point Limited and its subsidiaries and associate (the Career Point Group) for the six months period ended 30th September, 2015. These consolidated financial statements are the responsibility of the Company's Management and have been approved by the Board of Directors/Committee of Board of Directors. Our responsibility is to express a conclusion on these consolidated financial statements based on our limited review.

Auditor's responsibility

We conducted our review in accordance with the Standard on Review Engagement (SRE) 2410, *Review of Interim Financial Information Performed by the Independent Auditor of the Entity* issued by the Institute of Chartered Accountants of India. This standard requires that we plan and perform the review to obtain moderate assurance as to whether the financial statements are free of material misstatement. A review is limited primarily to inquiries of company personnel and analytical procedures applied to financial data and thus provide less assurance than an audit. We have not performed an audit and accordingly, we do not express an audit opinion.

Conclusion

In respect of subsidiaries and associate we did not carry out the Limited Review. These financial statements have been Limited Reviewed by the other Auditors whose reports have been furnished to us, and the limited review, in so far as it relates to the amounts included in respect of the subsidiaries and associates is based solely on the reports of the other auditors.

(in lacs)		
Audited by other Auditors	Total Assets	Total Revenues(including other income)
Indian Subsidiaries (7)	22395.58	541.96
	Net carrying cost of Investments	Current Period share of Profit / (Loss)
Associates (1)	43.78	0.66



506, Ashok Bhawan 93, Nehru Place, New Delhi-110019
Tel. (011) 41032506 Telefax: (011) 41033506 E-mail: contact@stdelhi.com

Farook M. Kobla Shreedhar T. Kunte Milind P. Phadke
Rajkumar Khullar Pavan K. Aggarwal Ashwin B. Chopra
Associate Offices: Bangalore, Chennai, Goa, Mumbai, Pune & Secunderabad



SHARP & TANNAN


Chartered Accountants

Based on our limited review conducted as above, and on consideration of separate Limited Review Reports on individual Limited Review of financial statements of Career Point Group, we report that the consolidated financial results referred to in this report give the information in accordance with the books of accounts, records and other statements produced before us and nothing has come to our notice that cause us to believe that the accompanying statement of unaudited consolidated financial results prepared in accordance with accounting standards and other recognized accounting practices and policies has not disclosed the information required to be disclosed in terms of clause 41 of the listing Agreement including the manner in which it is to be disclosed, or that it contains any material misstatement.



ICAI Registration No. 000452N

By the hand of


Pavan K. Aggarwal

Partner

Membership No. 091466

Place: Kota

Date: November 4, 2015

506, Ashok Bhawan 93, Nehru Place, New Delhi-110019
Tel. (011) 41032506 Telefax: (011) 41033506 E-mail: contact@stdelhi.com

Farook M. Kobla Shreedhar T. Kunte ~~D. Naidyanathan~~ Milind P. Phadke
Rajkumar Khullar Pavan K. Aggarwal Ashwin B. Chopra
Associate Offices: Bangalore, Chennai, Goa, Mumbai, Pune & Secunderabad



SHARP & TANNAN
Chartered Accountants

**LIMITED REVIEW REPORT TO THE BOARD OF DIRECTORS OF
CAREER POINT LIMITED FOR THE PERIOD ENDED 30TH SEPTEMBER, 2015**
(Formerly known as Career Point Infosystems Limited)

Report on the Financial Statements

We have reviewed the accompanying Statement of Standalone Unaudited Financial Results (the 'Statement') of **Career Point Limited** (the 'Company'), for the period ended 30th September, 2015 except for the disclosures regarding 'Public Shareholding' and 'Promoter and Promoter Group Shareholding' which have been traced from disclosures made by the management and have not been audited by us. This Statement is the responsibility of the Company's Management and has been approved by the Board of Directors on 04th November, 2015. Our responsibility is to issue a report on these financials statements based on our review.

Scope of Review

We conducted our review in accordance with the Standard on Review Engagement (SRE) 2410, *Review of Interim Financial Information Performed by the Independent Auditor of the Entity* issued by the Institute of Chartered Accountants of India. This standard requires that we plan and perform the review to obtain moderate assurance as to whether the financial statements are free of material misstatement. A review is limited primarily to inquiries of company personnel and analytical procedures applied to financial data and thus provide less assurance than an audit. We have not performed an audit and accordingly, we do not express an audit opinion.

Conclusion

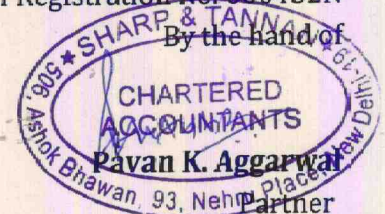
Based on our review conducted as above, nothing has come to our attention that causes us to believe that the accompanying Statement of Standalone Unaudited Financial Results prepared in accordance with applicable accounting standards specified under Section 133 of the Companies Act, 2013, read with Rule 7 of the Companies (Accounts) Rules, 2014 and other recognised accounting practices and policies has not disclosed the information required to be disclosed in terms of clause 41 of the listing Agreement including the manner in which it is to be disclosed, or that it contains any material misstatement.

SHARP & TANNAN
SHARP & TANNAN

Chartered Accountants

ICAI Registration No. 000452N

By the hand of



Place: Kota

Date: November 4, 2015

Membership No. 091466

506, Ashok Bhawan 93, Nehru Place, New Delhi-110019
Tel. (011) 41032506 Telefax: (011) 41033506 E-mail: contact@stdelhi.com

Farook M. Kobla Shreedhar T. Kunte *B. Vidyanath* Milind P. Phadke
Rajkumar Khullar Pavan K. Aggarwal Ashwin B. Chopra
Associate Offices: Bangalore, Chennai, Goa, Mumbai, Pune & Secunderabad



KEY BUSINESS UPDATES AND RESULT HIGHLIGHTS

Informal Education Division

- Tutorial services division has reached 18,687 new enrollments by the first half of current academic session against 18,209 by H1FY2014-15; reported growth is despite closure of two inefficient branch centers.
- Growth in high revenue segment i.e. Long-term Classroom Enrollments' is more than overall enrollment growth.
- Operational efficiency is improved on account of closure of two inefficient branch centers which has impacted the enrollment growth negatively but improved the profitability.
- Average fee realization at Gurukul campus is improved significantly on two factors; a) due to yearly price increase, b) due to higher enrollments of students who opt for all three services – Hostel, School and Tutorial available in the campus.
- The company has signed a new agreement with Birla International School at Kishangarh, near Jaipur to provide tutorial services for Pre-Engineering and Pre-Medical competitive examinations.

Formal Education Division

- Formal Education division is growing rapidly. The total enrollments in the division have reached at 6,626 by end of H1FY2015-16 with a growth of 34% over FY2014-15 numbers.
- Net addition of the enrollments was 923 in the Higher Education and 749 in the School Education division.
- Positivity and faith of students and parents fraternity with brand Career Point for Higher Education is reflected in increased enrollments for specialized courses i.e. PhD / M Phill and admissions in advance for next academic session 2016-17.
- First School Franchisee of Career Point World School at Bilaspur, Chattisgarh has delivered a remarkable performance in terms of new enrollments in its first academic session. It strengthens the prospects for school franchisees going forward.
- In Skill Development vertical, the first batch of 150 students under the agreement with Govt. of Rajasthan's RSLDC is passed out and the Company has got an affiliation with RASCI -Retailers Association's Skill Council of India.

Financials

- Income from operations for the period (H1FY16) is Rupees 33.42 Crores (y-o-y: +7.6%) including Formal Education Services of Rs 2.32 Cr (y-o-y: +29%) at standalone level.
- Operating EBITDA is more than doubled at Rupees 6.78 Crore (margin: 20.3%) for H1FY16; against Rupees 3.05 Crores in H1FY15 with improvement in margins of 1054 basis points.
- Operating performance was significantly improved on the accounts of closure of inefficient centers and optimization in promotional strategies.
- The other income was declined due to reduced dividend income. Reported other income for H1FY16 is Rupees 3.86 Crores vs Rupees 4.22 Crores in same period previous year.
- Net Income in H1FY16 is increased by 49% compared to same period previous year with Rupees 5.34 Crores (margin: 14.3%) vs Rupees 3.59 Crores (margin: 10.2%) in H1FY15. Net Income growth at Consol level is reported at Rupees 5.4 Crores vs Rupees 41 Lacs in H1FY15.

