

Career Point Edutech Limited
Balance Sheet as at 31st March, 2015
 CIN : U80302RJ2006PLC023306

Particulars	Note No.	As at 31.03.2015	As at 31.03.2014
I EQUITY & LIABILITIES			
1 Shareholder's funds			
(a) Share Capital	2	57,89,470	57,89,470
(b) Reserves & Surplus	3	(42,64,537)	(22,40,792)
		15,24,933	35,48,678
2 Non-current Liabilities			
(a) Deffered Tax Liabilities	4		
(b) Long term borrowings	5	50,99,915	56,25,022
		50,99,915	56,25,022
3 Current Liabilities			
(a) Other current liabilities	6	98,031	3,82,043
		98,031	3,82,043
Total Liabilities			
Total Liabilities and Equity		51,97,946	60,07,065
		67,22,879	95,55,743
II ASSETS			
1 Non-current Assets			
(a) Fixed Assets			
(i) Tangible assets	7	5,945	9,186
(ii) Intangible assets			
(b) Deffered Tax Assets	4	43,61,530	78,43,030
Total Non-current Assets		19,18,824	10,13,925
		62,86,299	88,66,141
2 Current Assets			
(a) Inventories	8		
(b) Trade Receivables	9	21,278	
(c) Cash & Cash Equivalents	10		5,04,792
(d) Short Term Loan & Advances	11	3,26,474	1,23,538
Total Current Assets		88,828	61,272
		4,36,580	6,89,602
Total Assets		67,22,879	95,55,743
Accounting Policies	1		
Notes to and forming part of the account	19-24		

As per our report of even date attached

for A. Hussain & Associates

Chartered Accountants


FRN : 003860C

CA. S. Hussain

Proprietor


M. No. : 072866

for and on behalf of the Board of Directors of
 Career Point Edutech Limited


 Rahul Nawal

Director

DIN : 05243940


 Rahul Nyati

Director

DIN : 05179184

Kota

Date : 19/05/2015

Career Point Edutech Limited
Profit and Loss statement for the period ended 31st March, 2015
CIN : U80302RJ2006PLC023306


Sr. No.	Particulars	Note No.	For the period ended as on 31/03/2015	For the period ended as on 31/03/2014
I	Revenue from Operations	12	17,33,569	6,12,720
II	Other Income	13	2,401	-
III	Total Revenue (I+II)		17,36,070	6,12,720
IV	Expenses			
	Cost of Material Purchase	14	98,586	-
	Change in Inventory	15	(21,278)	-
	Depreciation and amortization expense	7	34,84,741	11,09,033
	Employee Benefit Expenses	16	6,08,902	3,95,840
	Financial Charges	17	4,72,769	3,57,140
	Other expenses	18	20,994	9,945
	Total expenses		46,64,714	18,71,958
V	Profit before exceptional and extraordinary items and tax (III-IV)		(29,28,644)	(12,59,238)
VI	Extraordinary items		-	-
VII	Profit before tax after extraordinary items(V-VI)		(29,28,644)	(12,59,238)
VIII	Tax expense:			
	(a) Deffered Tax Assets	4	(9,04,899)	(10,13,925)
			(9,04,899)	(10,13,925)
IX	Profit/ (Loss) after tax for the period (VII - VIII)		(20,23,745)	(2,45,313)
X	Minority Interest in income		-	-
XI	Share of Profit / Loss in associate companies		-	-
XII	Profit avilable for distribution		(20,23,745)	(2,45,313)
XIII	Earnings per equity share:			
	(1) Basic		(3.50)	(0.42)
	(2) Diluted		(3.50)	(0.42)

As per our report of even date attached

for **A. Hussain & Associates**

Chartered Accountants

FRN : 003860C




CA. S. Hussain

Proprietor

M. No. : 072866

for and on behalf of the Board of Directors of
Career Point Edutech Limited



Rahul Nawal

Director

DIN : 05243940



Rahul Nyati

Director

DIN : 05179184

Kota

Date : 19/05/2015