


Career Point Edutech Limited
Balance Sheet as at 31st March, 2017
CIN : U80302RJ2006PLC023306

(Amount in ₹)

Particulars	Note No.	As at 31/03/2017	As at 31/03/2016
I EQUITY & LIABILITIES			
1 Shareholder's funds			
(a) Share Capital	2	57,89,470	57,89,470
(b) Reserves & Surplus	3	(25,87,400)	(67,65,013)
		32,02,070	(9,75,543)
2 Non-current Liabilities			
(a) Deferred Tax Liabilities	4	-	-
		-	-
3 Current Liabilities			
(a) Short term borrowings	5	-	45,13,043
(b) Trade Payable	6	-	28,810
(c) Other current liabilities	7	71,512	14,18,631
(d) Short Term Provisions	8	9,12,900	-
		9,84,412	59,60,484
Total Liabilities		9,84,412	59,60,484
Total Liabilities and Equity		41,86,482	49,84,941
II ASSETS			
1 Non-current Assets			
(a) Fixed Assets	9		
(i) Tangible assets		9.12	2,695
(ii) Intangible assets		2,502.00	8,70,492
(b) Deferred Tax Assets	4	11,14,354.00	30,36,981
Total Non-current Assets		11,16,865	39,10,168
2 Current Assets			
(a) Inventories	10	3,64,316.68	1,08,700
(b) Trade Receivables	11	3,95,787.86	-
(c) Cash & Cash Equivalents	12	11,84,611.96	8,38,708
(d) Short Term Loan & Advances	13	11,24,900.00	1,27,364
Total Current Assets		30,69,617	10,74,772
Total Assets		41,86,482	49,84,941
Accounting Policies	1		
Notes to and forming part of the account	21-27		

As per our report of even date attached



Nitu Natani & Company
 Chartered Accountant
 M. No. : 416253
 KOTA-7

Nitu Natani
 Proprietor
 M. No. : 416253

Kota
 Date : 22/04/2017

for and on behalf of the Board of Directors of
 Career Point Edutech Limited

Rahul Nawal
 Rahul Nawal

Director
 DIN : 05243940

Rahul Nyati
 Rahul Nyati

Director
 DIN : 05179184

Career Point Edutech Limited
Profit and Loss statement for the period ended 31st March, 2017
CIN : U80302RJ2006PLC023306

(Amount in ₹)

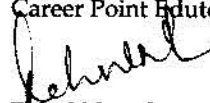
Sr. No.	Particulars	Note No.	For the period ended as on 31/03/2017	For the period ended as on 31/03/2016
I	Revenue from Operations	14	1,37,51,993	52,58,930
II	Other Income	15	46,512	8,812
III	Total Revenue (I+II)		1,37,98,504	52,67,742
IV	Expenses			
	Cost of Material Purchase	16	54,96,746	5,06,665
	Change in Inventory	17	(2,55,617)	(87,422)
	Employee Benefit Expenses	18	4,94,506	45,44,829
	Financial Charges	19	2,01,635	3,57,454
	Depreciation and amortization expense	9	8,70,676	34,94,288
	Other expenses	20	8,90,318	70,562
	Total expenses		76,98,264	88,86,376
V	Profit before exceptional and extraordinary items and tax (III-IV)		61,00,240	(36,18,634)
VI	Extraordinary items		-	-
VII	Profit before tax after extraordinary items(V-VI)		61,00,240	(36,18,634)
VIII	Tax expense:			
	(a) Provision for tax		10,87,900	-
	(b) MAT Credit		(10,87,900)	-
	(c) Deferred Tax Assets	4	19,22,627	(11,18,157)
			19,22,627	(11,18,157)
IX	Profit/ (Loss) after tax for the period (VII - VIII)		41,77,613	(25,00,477)
X	Minority Interest in income		-	-
XI	Share of Profit / Loss in associate companies		-	-
XII	Profit available for distribution		41,77,613	(25,00,477)
XIII	Earnings per equity share:			
	(1) Basic		7.22	(4.32)
	(2) Diluted		7.22	(4.32)

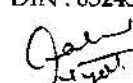
As per our report of even date attached
for Nitu Natani & Company


Chartered Accountant
M. No. FR/020001C
416253
KOTA-7
Nitu Natani
Proprietor
M. No. : 416253

Kota
Date : 22/04/2017

for and on behalf of the Board of Directors of
Career Point Edutech Limited


Rahul Nawal
Director
DIN : 05243940


Rahul Nyati
Director
DIN : 05179184



Career Point Edutech Limited

Cash Flow Statement

CIN : U80302RJ2006PLC023306

(Amount in ₹)


Particular	For the period ended as on 31/03/2017	For the period ended as on 31/03/2016
A. CASH FLOW FROM OPERATING ACTIVITIES		
Net profit before Tax & Extraordinary Items	61,00,240	(36,18,634)
Adjustments for :		
Interest Expenses	2,01,635	3,57,454
Depreciation	8,70,676	34,94,288
Operating Profit before Working Capital Changes	71,72,551	2,33,108
Increase/(Decrease) in Current & Non Current Liabilities	(13,75,929)	13,49,410
(Increase)/Decrease in Inventories	(2,55,617)	(87,422)
(Increase)/Decrease in Trade Receivables	(3,95,788)	-
(Increase)/Decrease in Other Current Assets	15,364	(15,364)
Cash generated from Operations	51,60,582	14,79,732
Direct taxes paid	1,00,000	23,172
Net Cash flow from Operating Activities	50,60,582	14,56,560
B. CASH FLOW FROM INVESTING ACTIVITIES		
Assets Purchased	-	-
Net Cash flow from / Used in Investing Activities	-	-
C. CASH FLOW FROM FINANCING ACTIVITIES		
Interest Paid	(2,01,635)	(3,57,454)
Unsecured Loan repaid	(45,13,043)	(5,86,872)
Net Cash flow from / Used in Financing Activities	(47,14,678)	(9,44,326)
Net Decrease / Increase in Cash or Cash Equivalents (A+B+C)	3,45,904	5,12,234
Cash and Cash Equivalents at beginning of the period	8,38,708	3,26,473
Cash and Cash Equivalents at end of the period	11,84,612	8,38,708

1. Cash flow statement has been prepared under the indirect method as set out in the Accounting Standard (AS) 3 : "Cash Flow Statements" issued by the Institute of Chartered Accountants of India.
2. Cash and cash equivalents represent bank balance.

As per our report of even date attached

for Nitu Natani & Company

Chartered Accountant



Nitu Natani

Proprietor

M. No. : 416253

Kota

Date : 22/04/2017

for and on behalf of the board of Directors of
Career Point Edutech Limited

Rahul Nawal

Rahul Nawal

Director

DIN : 05243940

Rahul Nyati

Rahul Nyati

Director

DIN : 05179184