

Gyan Eduventure Private Limited

Balance Sheet As At 31st March, 2017

CIN: U80302RJ2012PTC037928

(Amount in ₹)

Particulars		Note No.	As at 31/03/2017	As at 31/03/2016
I	EQUITY & LIABILITIES			
1	Shareholder's funds			
	(a) Share Capital	2	4,42,00,000	42,00,000
	(b) Reserves & Surplus	3	(2,86,69,217)	(2,73,36,951)
			1,55,30,783	(2,31,36,951)
2	Non-current Liabilities			
	(a) Deffered Tax Liabilities	4	-	-
3	Current Liabilities			
	(a) Short Term Borrowings	5	-	3,46,69,110
	(b) Trade Payables	6	-	20,33,306
	(c) Other Current Liabilities	7	85,841	9,05,236
	(d) Short Term Provisions	8	44,700	21,537
			1,30,541	3,76,29,189
	Total Liabilities (2+3)		1,30,541	3,76,29,189
	Total Liabilities and Equity		1,56,61,324	1,44,92,238
II	ASSETS			
1	Non-Current Assets			
	(a) Fixed Assets			
	(i) Tangible Assets	9	-	-
	(a) Defferd Tax Assets	4	1,36,14,968	1,37,07,265
	Total Non-Current Assets		1,36,14,968	1,37,07,265
2	Current Assets			
	(a) Inventories	10	-	48,495
	(b) Trade Receivables	11	13,000	-
	(c) Cash and Cash Equivalents	12	18,54,622	1,06,960
	(d) Short-Term Loans and Advances	13	1,78,734	6,29,518
	Total Current Assets		20,46,356	7,84,973
	Total Assets (1+2)		1,56,61,324	1,44,92,238

Accounting Policies

1

Notes to and forming part of the account

21-26

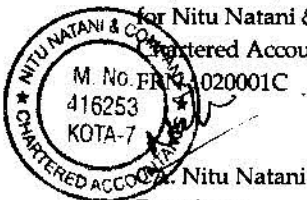
As per our report of even date attached

for Nitu Natani & Company

Chartered Accountant

for and on behalf of the board of Directors of

Gyan Eduventure Private Limited



Nitu Natani

Proprietor

M. No. : 416253

Rahul Nawal

Director

DIN : 05243940

Rahul Nyati

Director

DIN : 05179184

Date : 20/04/2017

Place : Kota

Gyan Eduventure Private Limited
Statement of Profit and Loss for the Period Ended As on 31st March, 2017
CIN: U80302RJ2012PTC037928


(Amount in ₹)

Sr. No.	Particulars	Note No.	For the period ended as on 31/03/2017	For the period ended as on 31/03/2016
I	Revenue from Operations	14	35,14,310	90,70,605
II	Other Income	15	39,326	12,226
III	Total Revenue (I+II)		35,53,636	90,82,831
IV	Expenses			
	Cost of Material	16	11,10,943	3,05,386
	Change in Inventory	17	48,495	5,45,459
	Employee Benefits expense	18	800	1,12,35,256
	Depreciation and Amortization Expense	9	-	2,52,017
	Finance Cost	19	25,34,490	23,91,661
	Other Expenses	20	10,98,876	49,09,361
	Total Expenses		47,93,604	1,96,39,140
V	Profit before Exceptional and Extraordinary items and Tax (III-IV)		(12,39,968)	(1,05,56,309)
VI	Extraordinary items			
VII	Profit before tax after extraordinary items (V-VI)		(12,39,968)	(1,05,56,309)
VIII	Tax expense:			
	(1) Deferred Tax		92,297	(31,72,341)
	Total Tax		92,297	(31,72,341)
IX	Profit/ (Loss) after tax for the period (VII - VIII)		(13,32,265)	(73,83,968)
X	Minority Interest income		-	-
XI	Share of Profit / Loss in Associate Companies		-	-
XII	Profit available for Distribution		(13,32,265)	(73,83,968)
XIII	Earnings Per Equity Share:			
	(1) Basic		(3.17)	(17.58)
	(2) Diluted		(3.17)	(17.58)

As per our report of even date attached for Nitu Natani & Company

Chartered Accountant

Registration No. : 020001C



A. Nitu Natani

Proprietor

M. No. : 416253

Date : 20/04/2017

Place : Kota

for and on behalf of the Board of Directors
 Gyan Eduventure Private Limited

Rahul Nawal
 Rahul Nawal

Director
 DIN : 05243940

Rahul Nyati
 Rahul Nyati
 Director
 DIN : 05179184

Gyan Eduventure Private Limited

Cash Flow Statement


CIN: U80302RJ2012PTC037928

(Amount in ₹)

Particular	For the period 2016-17	For the period 2015-16
A. CASH FLOW FROM OPERATING ACTIVITIES		
Net profit before Tax & Extraordinary Items	(12,39,968)	(1,05,56,309)
Adjustments for :		
Preliminary Expenses write off	-	2,724
Interest Expenses	25,34,490	23,91,661
Depreciation	-	2,52,017
Fixed Assets written off	-	5,754
Gain on sale of Fixed Assets	-	(999)
Operating Profit before Working Capital Changes	12,94,522	(79,05,152)
Increase/(Decrease) in Current Liabilities	(28,29,538)	(40,54,804)
(Increase)/Decrease in Loan & Advances	4,50,784	34,291
(Increase)/Decrease in Other Assets	(13,000)	-
(Increase)/Decrease in Inventories	48,495	5,45,459
Net Cash flow from Operating Activities	(10,48,738)	(1,13,80,207)
B. CASH FLOW FROM INVESTING ACTIVITIES		
Assets Purchase	-	(1,24,758)
Assets Sold	-	10,62,177
Gain on sale of assets	-	999
Net Cash flow from / Used in Investing Activities	-	9,38,418
C. CASH FLOW FROM FINANCING ACTIVITIES		
Proceeds from Preference Share issued	4,00,00,000	-
Unsecured Loan taken / (Paid)	(3,46,69,110)	1,29,42,795
Interest Received/ (Paid)	(25,34,490)	(23,91,661)
Net Cash flow from / Used in Financing Activities	27,96,400	1,05,51,134
Net Decrease / Increase in Cash or Cash Equivalents (A+B+C)	17,47,662	1,09,345
Cash and Cash Equivalents at beginning of the period	1,06,960	(2,385)
Cash and Cash Equivalents at end of the period	18,54,622	1,06,960

- Cash flow statement has been prepared under the indirect method as set out in the Accounting Standard (AS) 3 : "Cash Flow Statements" issued by the Institute of Chartered Accountants of India.
- Cash and cash equivalents represent bank balance.

As per our report of even date attached
for Nitu Natani & Company



Nitu Natani
Proprietor
M. No. : 416253

Date 20/04/2017
Place : Kota

for and on behalf of the board of
Gyan Eduventure Private Limited

Rahul Nawal
Rahul Nawal

Director
DIN : 05243940

Rahul Nyati
Rahul Nyati
Director
DIN : 05179184