


Gyan Eduventure Private Limited
INDAS Balance Sheet as at 31.03.2018

(Amount in ₹)

Particulars	Note No.	Ind AS as at 31.03.2018	Ind AS as at 31.03.2017	Ind AS as at 01.04.2016
ASSETS				
(1) Non-current Assets				
(a) Deferred tax assets(Net)	2	11,107,820	13,614,968	13,707,265
(b) Other non current assets	3	-	-	-
		11,107,820	13,614,968	13,707,265
(2) Current Assets				
(a) Inventories	4	15,388,682	-	48,495
(b) Financial Assets		-		
(i) Trade Receivables	5	1,649,382	13,000	-
(ii) Cash and Cash Equivalents	6	59,014	1,854,622	106,960
(iii) Other financial Assets*	7	1,292,637	174,000	590,000
(c) Current tax assets (Net)	8	-	-	-
(d) Other current assets	9	178,058	4,734	39,518
		18,567,773	2,046,356	784,973
TOTAL ASSETS		29,675,593	15,661,324	14,492,238
EQUITY AND LIABILITIES				
EQUITY				
(a) Equity Share Capital	10	4,200,000	4,200,000	4,200,000
(b) Other Equity	11	23,868,140	11,330,783	(27,336,951)
		28,068,140	15,530,783	(23,136,951)
(1) Non Current Liabilities		-	-	-
LIABILITIES				
Current Liabilities				
(a) Financial Liabilities				
(i) Borrowings	12	-	-	34,669,110
(ii) Trade payables	13	-	-	2,039,031
(iii) Other Financial liabilities	14	375,658	72,200	675,295
(b) Other Current Liabilities	15	12,796	13,641	224,216
(c) Short term Provisions	16	-	44,700	21,537
(d) Current Tax Liabilities (Net)	17	1,219,000	-	-
		1,607,454	130,540	37,629,189
TOTAL EQUITY AND LIABILITIES		29,675,593	15,661,324	14,492,238

The accompanying notes 1 to 30 are an integral part of the Financials Statements.


As per our report of even date attached
for Nitu Natani & Company
Chartered Accountant

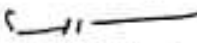


Nitu Natani
Proprietor
M. No. : 416253

Date: 01.05.2018
Place : Kota

for and on behalf of the Board of Directors
Gyan Eduventure Private Limited


Rahul Nawal
Director
DIN : 05243940


Pramod Maheshwari
Director
DIN : 00185711

Gyan Eduventure Private Limited
Statement of Profit and Loss for the Period Ended As on 31.03.2018
 CIN: U80302RJ2012PTC037928

Sr. No.	Particulars	Note No.	For the period ended as on 31/03/2018	for the period ended as on 31/03/2017
I	Revenue from Operations	18	61,569,969	3,514,310
II	Other Income	19	25,387	39,326
III	Total Revenue (I+II)		61,595,355	3,553,636
IV	Expenses			
	Cost of Material	20	56,582,280	1,110,943
	Change in Inventory	21	(15,388,682)	48,495
	Employee Benefits expense	22	337,471	800
	Finance Cost	23	446,828	2,534,490
	Other Expenses	24	853,954	1,098,876
	Total Expenses		42,831,851	4,793,604
V	Profit before Exceptional and Extraordinary items and Tax (III-IV)		18,763,504	(1,239,968)
VI	Exceptional Items		-	-
VII	Profit before tax after extraordinary items (V-VI)		18,763,504	(1,239,968)
VIII	Tax expense:			
	(1) MAT Credit		(3,719,000)	-
	(2) Deferred Tax		6,226,148	92,297
	(3) Provision for Tax		3,719,000	-
	Total Tax		6,226,148	92,297
IX	Profit/ (Loss) after tax for the period (VII - VIII)		12,537,356	(1,332,265)
	Other Comprehensive Income:			
	A. Items that will not be reclassified to profit or loss		-	-
	B. Items that will be reclassified to profit or loss		-	-
	Total Other Comprehensive Income for the period		-	-
	Total Comprehensive Income for the period		12,537,356	(1,332,265)
X	Minority Interest Income		-	-
XI	Share of Profit / Loss in Associate Companies		-	-
XII	Profit available for Distribution		12,537,356	(1,332,265)
XIII	Earnings Per Equity Share:			
	(1) Basic		29.85	(3.17)
	(2) Diluted		29.85	(3.17)

As per our report of even date attached

for Nitu Natani & Company

Chartered Accountant

M. No. : 020001C

M. No. : 416253

KOTA-7

Nitu Natani

Proprietor

M. No. : 416253

Date: 01.05.2018

Place : Kota



For and on behalf of the Board of Directors

Gyan Eduventure Private Limited

Rahul Nawal

Director

DIN : 05243940

Pramod Maheshwari

Director

DIN : 00185711