

**Career Point Infra Limited**  
**Balance Sheet As At 31st March, 2017**  
**CIN : U45201RJ2007PLC025439**

(Amount in ₹)

Particulars		Note No.	As at 31/03/2017	As at 31/03/2016
<b>I</b>	<b>EQUITY &amp; LIABILITIES</b>			
<b>1</b>	<b>Shareholder's funds</b>			
	(a) Share Capital	2	3,97,90,000	3,97,90,000
	(b) Reserves & Surplus	3	1,46,59,63,269	1,44,84,17,710
			1,50,57,53,269	1,48,82,07,710
<b>2</b>	<b>Non-current Liabilities</b>			
	(a) Deferred Tax Liabilities ( Net)	4	-	-
<b>3</b>	<b>Current Liabilities</b>			
	(a) Short Term borrowings	5	15,08,23,623	33,22,04,043
	(b) Other Current Liabilities	6	37,13,003	46,28,148
	(c) Short Term Provisions	7	19,88,575	2,84,731
			15,65,25,201	33,71,16,922
	<b>Total Liabilities (2+3)</b>		15,65,25,201	33,71,16,922
	<b>Total Liabilities and Equity</b>		<b>1,66,22,78,470</b>	<b>1,82,53,24,633</b>
<b>II</b>	<b>ASSETS</b>			
<b>1</b>	<b>Non-Current Assets</b>			
	(a) Fixed Assets	8		
	(i) Tangible Assets		37,80,38,545	30,62,44,721
	(ii) Capital Work-In-Progress		1,95,58,242	1,95,58,242
	(b) Long-Term Loans and Advances	9	3,01,98,990	5,97,20,942
	(c) Non-Current Investment	10	11,14,55,000	9,55,000
	(d) Deffered Tas Assest	4	49,06,177	90,34,977
	<b>Total Non-Current Assets</b>		54,41,56,954	39,55,13,882
<b>2</b>	<b>Current Assets</b>			
	(a) Current Investments	11	11,58,18,533	11,58,18,533
	(b) Trade Receivables	12	38,41,80,450	77,54,99,786
	(c) Cash and Cash Equivalents	13	34,318	23,10,039
	(d) Short-Term Loans and Advances	14	61,80,88,215	53,61,82,394
	<b>Total Current Assets</b>		1,11,81,21,516	1,42,98,10,751
	<b>Total Assets</b>		<b>1,66,22,78,470</b>	<b>1,82,53,24,633</b>


Accounting Policies

1

Notes to and forming part of the account

20-26


As per our report of even date attached  
for Nitu Natani & Company



Nitu Natani  
Proprietor  
M. No. : 416253

Kota  
Date : 20/04/2017

for and on behalf of the board of Directors of  
Career Point Infra Limited

  
Om Prakash Maheshwari  
Director  
DIN : 00185677

  
Pramod Maheshwari  
Director  
DIN : 00185711




**Career Point Infra Limited**  
**Profit and Loss Statement for the Period Ended As on 31st March, 2017**  
**CIN : U45201RJ2007PLC025439**

(Amount in ₹)


Sr. No.	Particulars	Note No.	For the period ended as on 31/03/2017	For the period ended as on 31/03/2016
I	Revenue from Operations	15	15,00,000	15,00,000
II	Other Income	16	5,59,80,023	4,76,92,351
III	Total Revenue (I+II)		5,74,80,023	4,91,92,351
IV	<b>Expenses</b>			
	Employee Benefits expense	17	8,45,007	6,65,382
	Finance Costs	18	2,20,95,792	3,31,70,277
	Depreciation and Amortization Expense	8	24,57,794	23,77,395
	Other Expenses	19	3,83,077	4,31,246
	Total Expenses		2,57,81,670	3,66,44,300
V	Profit before Exceptional and Extraordinary items and Tax (III-IV)		3,16,98,352	1,25,48,051
VI	Extraordinary items		-	-
VII	Profit before tax after extraordinary items(V-VI)		3,16,98,352	1,25,48,051
VIII	Tax expense:			
	(1) Provision for Corporate Tax		92,26,000	35,89,000
	(2) Earlier year Corporate Tax		8,13,112	-
	(3) Wealth Tax Provision		(1,478)	-
	(4) MAT Credit Entitlement		(13,640)	-
	(5) Deferred Tax		41,28,800	19,43,776
	Total Tax		1,41,52,794	55,32,776
IX	Profit/ (Loss) after tax for the period (VII - VIII)		1,75,45,558	70,15,275
X	<b>Earnings Per Equity Share:</b>			
	Basic EPS before extraordinary items		4.41	1.76
	Diluted before extraordinary items		4.41	1.76
	Basic after extraordinary items		4.41	1.76
	Diluted after extraordinary items		4.41	1.76

As per our report of even date attached for Nitu Natani & Company

Chartered Accountant  
 FREN : 020001C  
  
 Nitu Natani  
 Proprietor  
 M. No. : 416253

Kota  
 Date : 20/04/2017

for and on behalf of the Board of Directors of  
 Career Point Infra Limited

  
 Om Prakash Maheshwari  
 Director  
 DIN : 00185677

  
 Pramod Maheshwari  
 Director  
 DIN : 00185711



**Career Point Infra Limited**

**Cash Flow Statement**

CIN : U45201RJ2007PLC025439

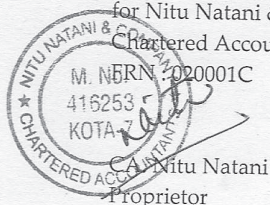
(Amount in ₹)

Particular	For the Period 2016-17	For the Period 2015-16
<b>A. CASH FLOW FROM OPERATING ACTIVITIES</b>		
Net profit before Tax & Extraordinary Items	3,16,98,352	1,25,48,051
<b>Adjustments for :</b>		
Gain from sale of Investment	(1,49,789)	-
Gain from sale of Fixed Assets	(17,09,369)	(4,00,000)
Depreciation	24,57,794	23,77,395
Interest Income	(5,28,81,423)	(4,72,05,175)
Interest Payment	2,20,95,792	3,31,70,277
<b>Operating Profit before Working Capital Changes</b>	<b>15,11,358</b>	<b>4,90,548</b>
(Increase)/Decrease in Trade and Other Receivables	39,13,19,336	(12,51,535)
(Increase)/Decrease in Long Term Loans and Advances	1,95,26,671	(1,00,38,513)
(Increase)/Decrease in Short Term Loan & Advances	(8,19,05,821)	-
Increase/(Decrease) in Current & Non Current Liabilities	(8,98,845)	(20,18,259)
<b>Cash generated from Operations</b>	<b>32,95,52,699</b>	<b>(1,28,17,759)</b>
Direct taxes paid	(16,58,831)	47,89,907
<b>Net Cash flow from Operating Activities</b>	<b>33,12,11,530</b>	<b>(1,76,07,666)</b>
<b>B. CASH FLOW FROM INVESTING ACTIVITIES</b>		
Assets Sold	62,80,631	30,00,000
Assets Purchased	(8,05,32,249)	-
CWIP Capitalized/(Invest in CWIP)	-	10,000
Gain from sale of Land/Flat	17,09,369	4,00,000
Investment Sale/(Purchase)	(11,05,00,000)	-
Income from Investment	1,49,789	-
<b>Net Cash flow from / Used in Investing Activities</b>	<b>(18,28,92,461)</b>	<b>34,10,000</b>
<b>C. CASH FLOW FROM FINANCING ACTIVITIES</b>		
Interest Expenses	(2,20,95,792)	(3,31,70,277)
Interest Income	5,28,81,423	4,72,05,175
Secured Loan taken/ (paid)	(18,13,80,420)	(1,68,080)
<b>Net Cash flow from / Used in Financing Activities</b>	<b>(15,05,94,790)</b>	<b>1,38,66,818</b>
<b>Net Decrease / Increase in Cash or Cash Equivalents (A+B+C)</b>	<b>(22,75,720)</b>	<b>(3,30,848)</b>
<b>Cash and Cash Equivalents at beginning of the period</b>	<b>23,10,039</b>	<b>26,40,886</b>
<b>Cash and Cash Equivalents at end of the period</b>	<b>34,318</b>	<b>23,10,039</b>

- Cash flow statement has been prepared under the indirect method as set out in the Accounting Standard (AS) 3 : "Cash Flow Statements" issued by the Institute of Chartered Accountants of India.
- Purchase of fixed assets includes movement of Capital Work-in-progress during the period.
- Cash and cash equivalents represent bank balance.

As per our report of even date attached

for Nitu Natani & Company  
Chartered Accountant



Nitu Natani  
Proprietor  
M. No. : 416253

Kota

Date : 20/04/2017

for and on behalf of the board of Directors  
Career Point Infra Limited

Om Prakash Maheshwari  
Director  
DIN : 00185677

Pramod Maheshwari  
Director  
DIN : 00185711