


**Career Point Infra Limited**  
**INDAS Balance Sheet as at 31.03.2019**  
**CIN : U45201RJ2007PLC025439**

Particulars	Note No.	(Amount in Rs.)	
		Ind AS as at 31.03.2019	Ind AS as at 31.03.2018
<b>ASSETS</b>			
<b>(1) Non-current Assets</b>			
(a) Property, plant and equipment	2	110,340	162,010
(b) Capital work-in-progress	2	-	19,558,242
(c) Investment Property	3	444,657,820	369,624,113
(d) Financial Assets			
(i) Investments	4	114,930,000	111,455,000
(ii) Loans	5	356,912,740	618,062,555
(e) Deferred tax assets(Net)	6	-	3,253,188
(f) Other non-current assets	7	24,438,588	19,733,932
		<b>941,049,488</b>	<b>1,141,849,040</b>
<b>(2) Current Assets</b>			
(a) Financial Assets			
(i) Investments	8	-	24,045,741
(ii) Trade receivables	9	386,317,950	384,967,950
(iii) Cash and Cash Equivalents	10	2,038,095	613,756
(iv) Loans	11	299,606,937	200,377,227
(v) Other Financial Assets	12	-	-
(b) Current Tax Assets (Net)	13	-	3,748,991
(c) Other current Assets	14	-	-
		<b>687,962,982</b>	<b>613,753,665</b>
<b>TOTAL ASSETS</b>		<b>1,629,012,470</b>	<b>1,755,602,705</b>
<b>EQUITY AND LIABILITIES</b>			
<b>(1) EQUITY</b>			
(a) Equity Share Capital	15	39,790,000	39,790,000
(b) Other Equity	16	1,585,005,776	1,532,105,808
		<b>1,624,795,776</b>	<b>1,571,895,808</b>
<b>LIABILITIES</b>			
<b>(2) Non-current Liabilities</b>			
Deferred Tax Liabilities (Net)	6	6,307	-
<b>(3) Current Liabilities</b>			
(a) Financial Liabilities			
(i) Borrowings	17	-	176,940,735
(ii) Other Financial liabilities	18	786,153	751,167
(b) Other Current Liabilities	19	1,700,600	6,014,995
(c) Provisions	20	-	-
(d) Current Tax Liabilities (Net)	21	1,723,634	-
		<b>4,216,694</b>	<b>183,706,897</b>
<b>TOTAL EQUITY AND LIABILITIES</b>		<b>1,629,012,470</b>	<b>1,755,602,705</b>

The accompanying notes 1 to 32 are an integral part of the Financials Statements.


As per our report of even date attached  
for Nitu Natani & Company  
Chartered Accountant

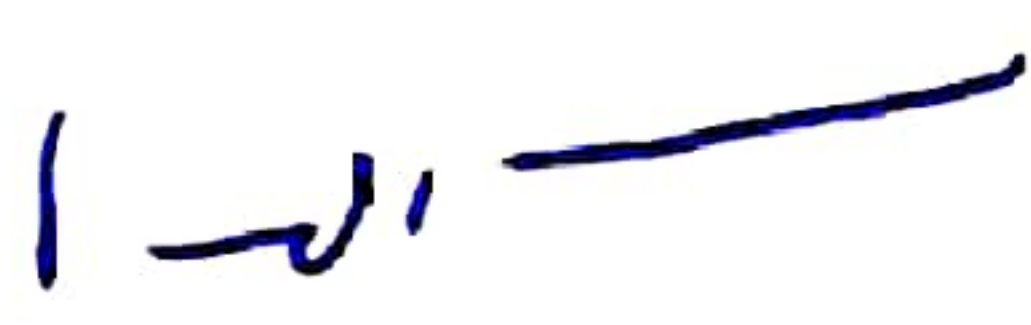


Date: 23/04/2019

Place : Kota

for and on behalf of the Board of Directors of  
Career Point Infra Limited

  
Om Prakash Maheshwari  
Director  
DIN : 00185677


  
Pramod Maheshwari  
Director  
DIN : 00185711

**Career Point Infra Limited**  
**Profit and Loss Statement for the Period Ended As on 31.03.2019**  
**CIN : U45201RJ2007PLC025439**


Sr. No.	Particulars	Note No.	For the period ended as on 31.03.2019	For the period ended as on 31.03.2018
I	Revenue from Operations	22	1,500,000	1,500,000
II	Other Income	23	82,067,171	72,519,210
III	Total Revenue (I+II)		83,567,171	74,019,210
IV	<b>Expenses</b>			
	Employee Benefits expense	24	1,167,133	915,877
	Finance Costs	25	6,956,542	11,107,199
	Depreciation and Amortization Expense	2	2,881,131	2,807,660
	Other Expenses	26	48,490	387,801
	Total Expenses		11,053,296	15,218,537
V	Profit before Exceptional and Extraordinary items and Tax (III-IV)		72,513,875	58,800,673
VI	Extraordinary Items		-	-
VII	Profit before tax after extraordinary items(V-VI)		72,513,875	58,800,673
VIII	Tax expense:			
	(1) Provision for Corporate Tax		19,014,606	15,026,700
	(2) Earlier year Corporate Tax		116,378	(528,484)
	(3) MAT Credit Entitlement		-	-
	(4) Deferred Tax		482,923	(9,627,952)
	Total Tax		19,613,907	4,870,264
IX	Profit/ (Loss) after tax for the period (VII - VIII)		52,899,968	53,930,409
	Other Comprehensive Income			
	A. Items that will not be reclassified to profit or loss		-	-
	B. Items that will be reclassified to profit or loss		-	-
	Total Other Comprehensive Income for the period		-	-
	Total Comprehensive Income for the period		52,899,968	53,930,409
X	<b>Earnings Per Equity Share:</b>			
	EPS		13.29	13.55
	Diluted EPS		13.29	13.55

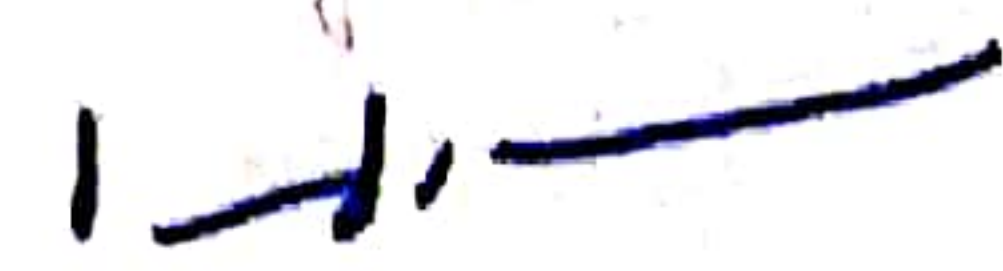
As per our report of even date attached  
for Nitu Natani & Company

for and on behalf of the Board of Directors of  
Career Point Infra Limited



Date: 23/04/2019  
Place: Kota

  
Om Prakash Maheshwari  
Director  
DIN : 00185677


  
Pramod Maheshwari  
Director  
DIN : 00185711

**Career Point Infra Limited**  
**Cash Flow Statement**  
**CIN : U45201RJ2007PLC025439**

	(Amount in ₹)	
Particular	Ind AS as at 31.03.2019	Ind AS as at 31.03.2018
<b>A. CASH FLOW FROM OPERATING ACTIVITIES</b>		
Net profit before Tax & Extraordinary Items	72,513,875	58,800,673
Adjustments for :		
Gain from sale of Investment	144,850	(1,937,491)
Gain from sale of Fixed Assets	(14,578,515)	(5,596,080)
Depreciation	2,881,131	2,807,660
Interest Income	(67,192,570)	(64,609,539)
Interest Payment	6,956,542	11,107,199
<b>Operating Profit before Working Capital Changes</b>	<b>725,313</b>	<b>572,422</b>
(Increase)/Decrease in Trade and Other Receivables	(1,350,000)	(787,500)
(Increase)/Decrease in Long Term Loans and Advances	259,649,815	(621,269,555)
(Increase)/Decrease in Short Term Loan & Advances	(99,229,710)	417,710,988
Increase/(Decrease) in Current & Non Current Liabilities	(4,279,409)	2,986,859
<b>Cash generated from Operations</b>	<b>155,516,009</b>	<b>(200,786,786)</b>
Direct taxes paid (net)	14,086,443	17,822,070
<b>Net Cash flow from Operating Activities</b>	<b>141,429,566</b>	<b>(218,608,856)</b>
<b>B. CASH FLOW FROM INVESTING ACTIVITIES</b>		
Assets Sold	25,305,479	9,355,920
Assets Purchased	(83,610,405)	(3,911,158)
Gain from sale of Land/Plot/Flat	14,578,515	5,596,080
Investment Purchase	(3,475,000)	-
Investment Sale	23,900,891	128,528,000
<b>Net Cash flow from / Used in Investing Activities</b>	<b>(23,300,520)</b>	<b>139,568,842</b>
<b>C. CASH FLOW FROM FINANCING ACTIVITIES</b>		
Interest Expenses	(6,956,542)	(11,107,199)
Interest Income	67,192,570	64,609,539
Secured Loan taken/ (paid)	(176,940,735)	26,117,112
<b>Net Cash flow from / Used in Financing Activities</b>	<b>(116,704,707)</b>	<b>79,619,452</b>
<b>Net Decrease / Increase in Cash or Cash Equivalents (A+B+C)</b>	<b>1,424,339</b>	<b>579,438</b>
<b>Cash and Cash Equivalents at beginning of the period</b>	<b>613,756</b>	<b>34,318</b>
<b>Cash and Cash Equivalents at end of the period</b>	<b>2,038,095</b>	<b>613,756</b>


1. Cash flow statement has been prepared under the indirect method as set out in the Accounting Standard (AS) 3 : "Cash Flow Statements" issued by the Institute of Chartered Accountants of India.
2. Purchase of fixed assets includes movement of Capital Work-in-progress during the period.
3. Cash and cash equivalents represent bank balance.

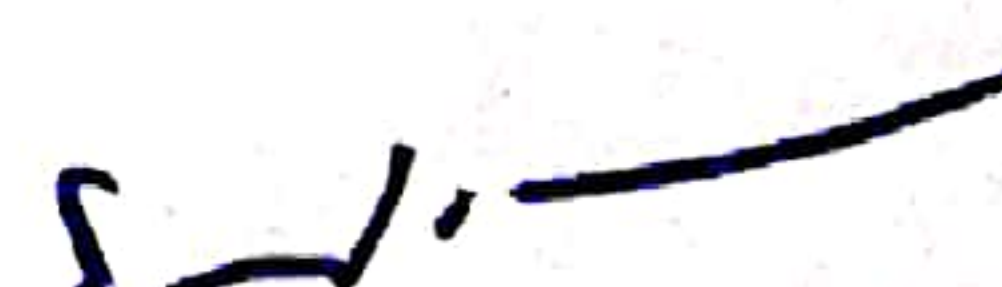
As per our report of even date attached  
for Nitu Natani & Company  
Chartered Accountant



Kota  
Date: 23/04/2019

for and on behalf of the board of Directors  
Career Point Infra Limited

  
Om Prakash Maheshwari  
Director  
DIN : 00185677

  
Pramod Maheshwari  
Director  
DIN : 00185711